

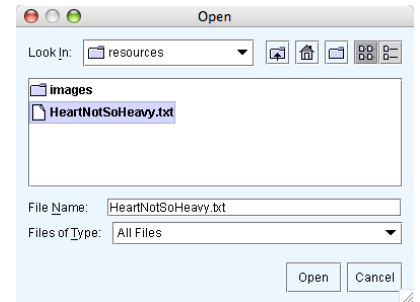
TUPLE SPACES Project – A Novel Critical Reading Activity

Students select relevant text passages, view each others' selections, and discuss differences

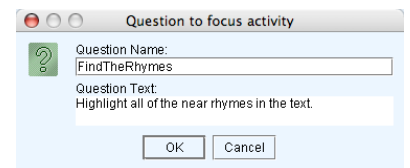
A Novel Critical Reading Activity

This text markup tool provides an application that can display a body of text and allow selections of that text at some specific grain size (e.g., lines, paragraphs, words). For example, students are presented with a poem, and asked to highlight all of the near rhymes in the text. Students select relevant lines of text one-by-one, by checking a box beside each line that illustrates a near rhyme. When they are finished, they submit (*write*) their selections to the space. They can then browse and view (*read*) the selections made by others, which appear highlighted in gray on their text display. Their own selections appear highlighted in yellow. Bar graph displays to the right of each line indicate the number of students who highlighted the particular line, and the font size of more popular line is also increased to indicate frequency of selection. In this way, students' markup is aggregated on each individual display, and discussion may then ensue about disagreement amongst the highlighted lines.

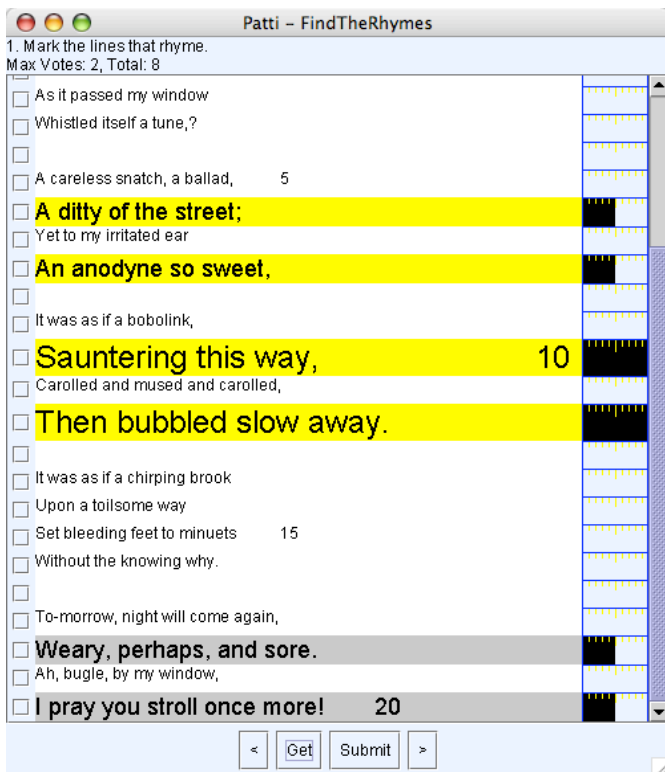
Tuples: GroupMarkupActivityTuple, TextFileTuple, QuestionTuple, MarkupTuple



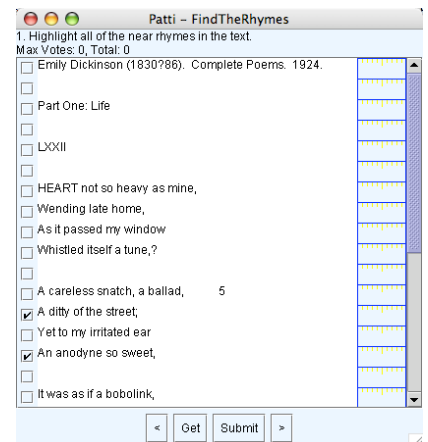
(Teacher) Loading a text file for the class to read and mark up.



(Teacher) Posing a question to focus the reading activity.



Viewing the near rhymes that you and other students found in the text.



Marking two lines that illustrate a near rhyme.